

TYC

series



Terms of Use

The user is responsible for determining the suitability of TiMOTION products for a specific application.

Due to continuous development in order to improve our products, TiMOTION products are subject to frequent modifications and changes without prior notice.

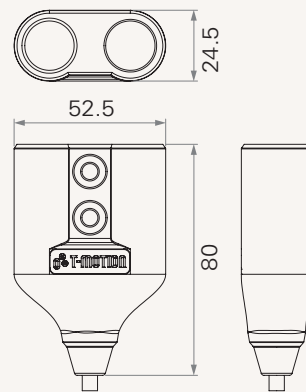
TiMOTION reserves the right to discontinue the sale of any products displayed on its website or listed in its catalogue or other written materials drawn up by TiMOTION.

General Features

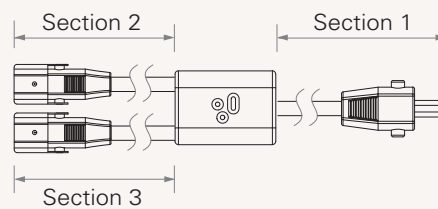
- Extension cable for multiple handsets/motors
- Compact design

Drawing

Standard Dimension





TYC Illustration









TYC







Section 1

	Color	1 = Black	2 = Grey (Pantone 428C)
	Connector	0 = Female	1 = Male
	Angle of Connector	1 = 90°	2 = 180°
	Type of Connector	1 = DIN 4pin 2 = DIN 5pin (240°) 3 = DIN 5pin (180°)	4 = DIN 6pin 5 = DIN 8pin (270°) 6 = Big 01 7 = Small 01 8 = RJ 10pin A= Customized
Note : Please choose DIN for direct cut system			
	O Ring (For Male Connector)	0 = Without 1 = Red (without MCU)	2 = Yellow (With MCU) 3 = Blue 4 = Black 5 = White
	Anti Pulling Clip (For Female Connector)	0 = Without	1 = With
	Cable Length	Note : this grid shows the table length whose unit is mm. Please indicate the exact number in 4 digits. Example: you need the cable length with 350mm, please indicate as 0350.	

Section 2

	Connector	0 = Female	1 = Male
	Angle of Connector	1 = 90°	2 = 180°
	Type of Connector	1 = DIN 4pin 2 = DIN 5pin (240°) 3 = DIN 5pin (180°)	4 = DIN 6pin 5 = DIN 8pin (270°) 6 = Big 01 7 = Small 01 8 = RJ 10pin A= Customized
Note : Please choose DIN for direct cut system			
	O Ring (For Male Connector)	0 = Without 1 = Red (without MCU)	2 = Yellow (With MCU) 3 = Blue 4 = Black 5 = White
	Anti Pulling Clip (For Female Connector)	0 = Without	1 = With
	Cable Length	Note : this grid shows the table length whose unit is mm. Please indicate the exact number in 4 digits. Example: you need the cable length with 350mm, please indicate as 0350.	

Section 3

	Connector	0 = Female	1 = Male
	Angle of Connector	1 = 90°	2 = 180°
	Type of Connector	1 = DIN 4pin 2 = DIN 5pin (240°) 3 = DIN 5pin (180°)	4 = DIN 6pin 5 = DIN 8pin (270°) 6 = Big 01 7 = Small 01 8 = RJ 10pin A= Customized
Note : Please choose DIN for direct cut system			
	O Ring (For Male Connector)	0 = Without 1 = Red (without MCU)	2 = Yellow (With MCU) 3 = Blue 4 = Black 5 = White
	Anti Pulling Clip (For Female Connector)	0 = Without	1 = With
	Cable Length	Note : this grid shows the table length whose unit is mm. Please indicate the exact number in 4 digits. Example: you need the cable length with 350mm, please indicate as 0350.	