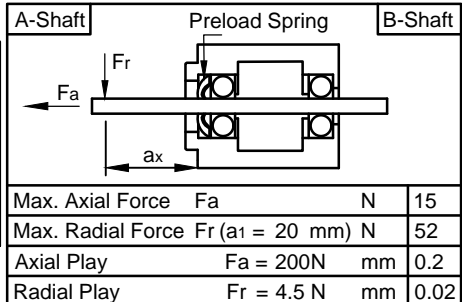
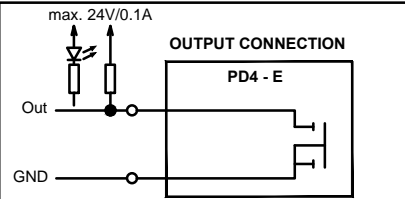
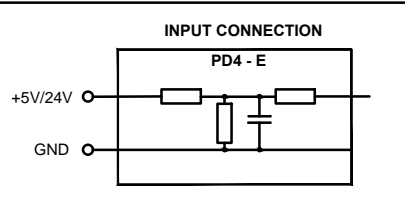


<b>X1</b>	<b>Mini-USB</b>
-----------	-----------------

<b>X2</b>	<b>POWER</b>
<b>M12 / 5-Pole / B-Coding / male</b>	
Pin No.	Function
1	+UB (12-48V)
2	+UB (12-48V)
3	GND
4	GND
5	N.C.

<b>X3</b>	<b>IO</b>
<b>M12 / 12-Pole / A-Coding / male</b>	
Pin No.	Function
1	GND
2	Input 1 (+5V/+24V)
3	Input 2 (+5V/+24V)
4	Input 3 (+5V/+24V)
5	Input 4 (+5V/+24V)
6	Input 5 (+5V/+24V)
7	Input 6 (+5V/+24V)
8	Analog Input (0-10V/0-20mA)
9	Output 1 (open drain)
10	Output 2 (open drain)
11	+5V Voltage Supply (max. 100mA)
12	+UB Logic (24V)

MOTOR SPECIFICATION		
Min. Operating Voltage	V DC	12
Max. Operating Voltage	V DC	48
Current per Winding	A	4.2
Holding Torque	Nm	1.87
Step Angle	°	1.8 ±5%
Rotor Inertia	kg m <sup>2</sup>	48 x10 <sup>-6</sup>
Singleturn Encoder Resolution	bit	12



GENERAL MOTOR SPECIFICATION			
Interface	USB		
Ambient Temperature	°C	Min. -10	Max. 40
Switch-off Temperature	°C	75	
Max. Ambient Humidity (non condensing)	%	85	
Insulation Class	B		
Insulation Resistance	MΩ	100	
Dielectric Strength (for 1 min - coil to case)	V AC	500	
Protection Class (except shaft outlet)	IP65		

ISO 8015	ISO 1302	ISO 2768-1 cK	ISO 13715
		Date	Name
		Drawn	04.12.2017
		Checked	11.01.2018
		Approved	11.01.2018

Weight: 1.3 kg	
<b>PD4-E591L42-E-65-7</b>	
07000070	-
State: Released	Rev: -.B

