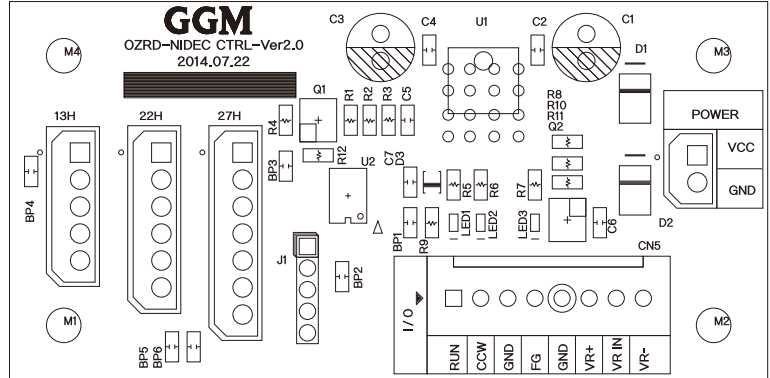



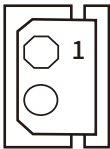
DIMENSIONS

OZRD-NIDEC CTRL-Ver2.0



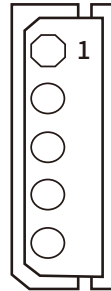
Configuration and Functional Description

POWER



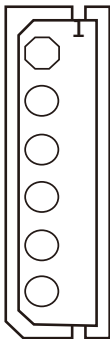
POWER INPUT	
1	VCC (DC12V or 24V)
2	GND

13H



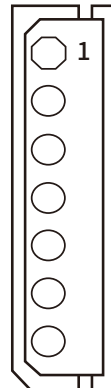
NIDEC 13H	
1	GND BLACK
2	MOTOR VCC RED
3	FG YELLOW
4	FWM WHITE
5	CW/CCW ORANGE

22H



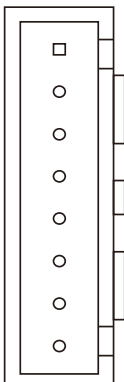
NIDEC 22H	
1	BRAKE WHITE
2	PWM BLUE
3	FG YELLOW
4	CW/CCW ORANGE
5	GND BLACK
6	MOTOR VCC RED

27H



NIDEC 27H	
1	FG YELLOW
2	5V ORANGE
3	CW/CCW GREEN
4	PWM BLUE
5	ST/SP WHITE
6	GND BLACK
7	MOTOR VCC RED

I/O



USER IN/OUT	
1	RUN BLACK
2	CCW WHITE
3	GND ORANGE
4	FG GREEN
5	GND BLUE
6	VR+
7	VR IN
8	VR-

- VR : Volume Resistance to adjust motor speed.
- RUN : Switch for motor running (CW)
(Connecting input 1 and 3)
- CCW : Switch for motor running (CCW)
(Connect input 2 and 3)
LED lamp ON during CCW

* Motor run CCW when connect input 1, 2, 3 simultaneously
 * Counter connector (female) of Power, 13H, 22H, 27H is Molex 5264-XX, terminal 5263PBT.
 * Yeonho Electronics YMH025-XXR available, Counter connector (female) of I/O is Yeonho Electronics SMH 250-08, Terminal YST250.

- ※ The volume resistive capacity is 5KΩ.
- ※ Always connect red (+) black (-) if connected in reverse Motor loss.